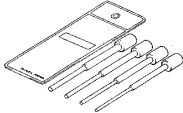
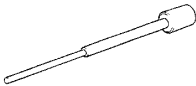
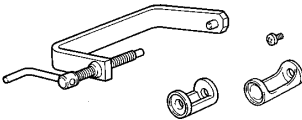
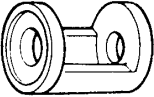



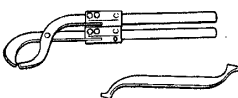
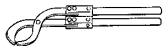

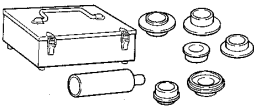







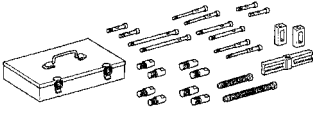
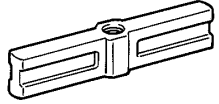
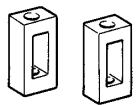
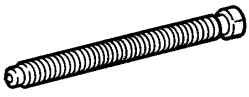
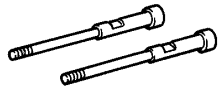
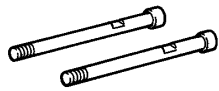
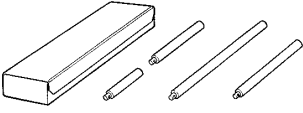

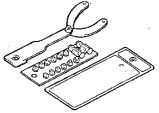
ENGINE MECHANICAL (2JZ-GE)

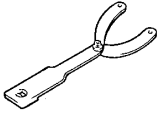

SST (Special Service Tools)

PP0TD-02

| | | |
|---|--|--|
|  | 09201-10000 Valve Guide Bushing Remover & Replacer Set | |
|  | (09201-01060) Valve Guide Bushing Remover & Replacer 6 | |
|  | 09202-70020 Valve Spring Compressor | |
|  | (09202-00010) Attachment | |
|  | 09213-70010 Crankshaft Pulley Holding Tool | |
|  | 09222-30010 Connecting Rod Bushing Remover & Replacer | |
|  | 09223-15030 Oil Seal & Bearing Replacer | Crankshaft rear oil seal |
|  | 09248-55040 Valve Clearance Adjust Tool Set | |
|  | (09248-05410) Valve Lifter Press | |
|  | (09248-05420) Valve Lifter Stopper | |
|  | 09316-60011 Transmission & Transfer Bearing Replacer | |
|  | (09316-00011) Replacer Pipe | Crankshaft front oil seal Camshaft oil seal |

PREPARATION – ENGINE MECHANICAL (2JZ-GE)

| | | |
|---|---|---|
|  | (09316-00051) Replacer "D" | Camshaft oil seal |
|  | 09330-00021 Companion Flange Holding Tool | Crankshaft pulley |
|  | 09816-30010 Oil Pressure Switch Socket | Knock sensor Oil pressure switch |
|  | 09843-18020 Diagnosis Check Wire | |
|  | 09950-50012 Puller C Set | |
|  | (09951-05010) Hanger 150 | Crankshaft pulley Crankshaft timing pulley |
|  | (09952-05010) Slide Arm | Crankshaft pulley Crankshaft timing pulley |
|  | (09953-05020) Center Bolt 150 | Crankshaft pulley Crankshaft timing pulley |
|  | (09954-05010) Claw No.1 | Crankshaft timing pulley |
|  | (09954-05030) Claw No.3 | Crankshaft pulley |
|  | 09950-70010 Handle Set | |
|  | (09951-07100) Handle 100 | Valve guide bushing Crankshaft rear oil seal |
|  | 09960-10010 Variable Pin Wrench Set | |

| | | |
|---|--|------------------------|
|  | (09962-01000) Variable Pin Wrench Arm Assy | Camshaft timing pulley |
|  | (09963-01000) Pin 10 | Camshaft timing pulley |